




# How to add funds to your HomeWAV account.


## 1. HomeWAV Mobile App

- ✓ Log in to your HomeWAV account
- ✓ Click on the Green  on the bottom of the screen and select "Add Funds"


## 2. Pay by Phone

- ✓ Have a registered HomeWAV account
- ✓ Call our automated phone line at 844-394-6639, press 1, and follow the given instructions

## 3. Visit HomeWAV.com

- ✓ Log in to your HomeWAV account
- ✓ Select the correct contact and click the  button to add funds

## 4. Visit a PayNearMe® Location

- ✓ Log in to your HomeWAV mobile app
- ✓ From the main page, press the  icon and select "Add Funds"
- ✓ Select the correct contact and press the green "Pay with CASH using PayNearMe" text
- ✓ Pay with cash at any of the 27,000 retail stores nationwide including CVS Pharmacy and 7-Eleven

